

Westvale Elementary Kindergarten

Welcome!

We are excited you are here!
Kindergarten is so much fun!
We will learn to read, write, and so
much more!

Here is some information and activities
to help you prepare for kindergarten.



We can't wait to meet you!



Sincerely,
The Westvale Elementary
Kindergarten Team




Readiness Skills

- Can follow 2 step directions
 - Can sustain attention for 5-10 minutes
 - Can listen attentively
 - Can hold scissors correctly (thumb up)
 - Can hold pencil correctly
 - Can count to 20
 - Can accurately count objects
 - Can write his/her name, using a capital letter at the beginning and lowercase letters for the rest
 - Knows their own first and last name and can tell an adult
 - Knows basic shapes (circle, square, triangle, rectangle)
 - Knows basic colors (red, orange, yellow, green, blue, purple, pink, white, black, brown)
 - Has knowledge of letters and sounds of the alphabet (Can identify 13 letters, 7 sounds)
 - Has been read to and has experience with books (Read 20 Minutes a Day)
 - Has some understanding of basic concepts of print (can hold a book & turn pages correctly, understands that we read left to right, top to bottom)
- 
- 

Banana Split Recipe

Students Entering Kindergarten

For Essential Kindergarten Skills



Name _____
Recognize and write name



1 Scoop Ice Cream

Letter Recognition
Names 13 or more letters



1 Scoop Ice Cream

Writing 0-20
Writes numbers 1 - 5



Banana

Letter Sounds
Knows 7 Letter Sounds



Hot Fudge

Counting
Rate counts 1 - 20
Object counting 1 - 5



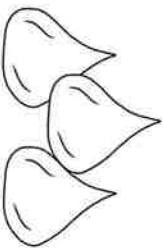
Caramel Sauce

Phonemic Awareness
Can verbally give beginning
sound of word (ie. Mat /m/)



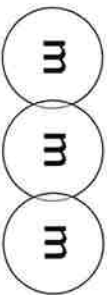
Cookie

Recognize Numbers
Point to and name numbers 1 - 5



Chocolate Chips

Print Concepts
Discriminate between words,
letters and numbers



M&M's

Quantities
Count a group of objects and
says the last number counted



Marshmallows

Writing a Sentence
Draws pictures to express
ideas



Whip Cream

Compare Numbers
Identify which group has more



Sprinkles

Guided Reading Level
Concepts of Print—uses finger
to follow print left to right



Cherry on Top

Silver Dress
Eileen



ABC Flashcard Activities

A. Matching Game. Place the lower-case letters on the floor. Put the upper-case letters in a pile. Draw an upper-case flashcard and match it to the lower-case letter. When you have found a match, say the name of the letter and the sound.



B. Memory/Concentration. Place cards face down on the table. Take turns with an adult flipping over two cards. Try and match the lower-case to the upper-case letter. When you find a match, say the name of the letter and the sound.

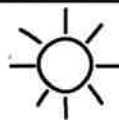

C. Go Fish. Have an adult deal each of you some cards. Place the remainder of the cards in a pile. Ask "Do you have any L's?" He/she will either give you an L or say "Go Fish". ("Go Fish" means draw a card from the pile.) Take turns playing. When you get a match, say the letter and the sound. Matches will consist of an upper and lower case letter ("L" and "l").

D. Hide and Seek. Have an adult hide flashcards around the house. You go find the letters. When you find a letter, say the name of the letter and the sound it makes.

E. Alphabetical Order. Put your flashcards in alphabetical order. Start with the letter "A" and make a long train of flashcards until you get to the letter "Z." Singing the ABC song may help with this activity.

F. Slap the Letter. Place the flashcards on the floor. Have an adult say a letter. You slap the letter and say the sound. Try reversing the game. Have an adult say a letter sound. You slap the letter and say the letter name. This game is also fun with a clean fly swatter.





Number Flashcard Activities

A. Pointing Game. Lay your number flashcards face up on the floor. Have an adult say a number and you point at the corresponding flashcard.

B. See and Say. Have an adult hold up a flashcard. Look at the flashcard and say the number on the flashcard.

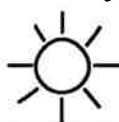

C. Musical Numbers. Place flashcards face up in a large circle on the floor. Play music and hop around the cards. When the music stops, hop on a number, and say the number.

D. What number is missing? Put the flashcards in numerical order. Then have an adult remove one of the flashcards. You say which number is missing.

E. Representing numbers. Order your flashcards 1-10. Think of different representations for each number. Such as, "I have 0 sisters. I ate 1 sandwich for lunch. I have 2 feet. I've lost 3 teeth. Extension: Think of number combinations for each number such as I have 2 dogs and 1 cat, that makes 3 animals. 2 kids and 2 parents equal 4 people in our family.

F. Flashcards and Counting. You will need small objects for this activity. Place your flashcards in a pile upside down. Draw one flashcard. Count out the number of objects corresponding to your flashcard. For example, if your flashcard says 12, you count out 12 objects.

G. Jump and Shout. Have an adult hold up a flashcard. You say the number on the flashcard then jump while counting. For example: If an adult holds up a flashcard with the number 5. You will say, "5!" Then jump while counting, "1,2,3,4,5."



A

a

B

b

C

c

D

d

E

e

F

f

G

g

H

h

I

i

J

j

K

k

L

l

M

m

N

n

O

o

P

p

Q

q

R

r

S

s

T

t

U

u

V

v

W

w

X

x

Y

y

Z

z

1

2

3

4

5

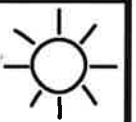

6

7

8

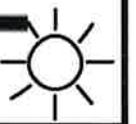
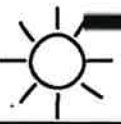
9

10










Practice Writing Your Name

Remember to begin with a capital letter
and the rest are lowercase letters



Practice Coloring

Name the shapes. Color them the correct color. Try your best to stay inside the lines.



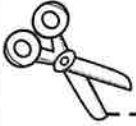
Practice Tracing

Trace on the lines.



Practice Cutting

Cut on the lines. Remember "thumbs up" when holding your scissors.



Practice Cutting & Pasting

Cut on the dotted lines. Glue the  in the squares above.

--	--	--





Resources:

www.starfall.com

www.abcya.com

www.getreadytoread.org

www.pbskids.org

www.funbrain.com

www.storylineonline.net

www.sesamestreet.org

The Letter Factory—Leap Frog (DVD or YouTube)

Super Why! (On PBS or online)

Jack Hartmann—Letters of the Alphabet (YouTube)

Heidi Songs—Letters (YouTube)

Dr. Jean—Educational Songs (YouTube)

Free Educational Apps—RV App Studios

